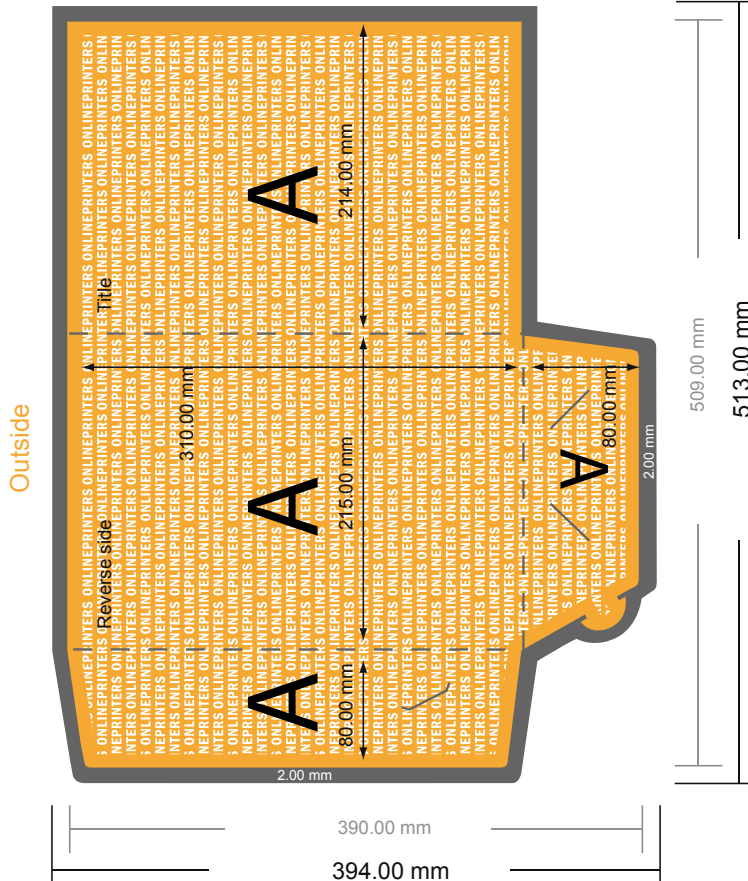


Folders with business card slits

A4 • Portrait

#41

Format view rotated by 90 degrees.

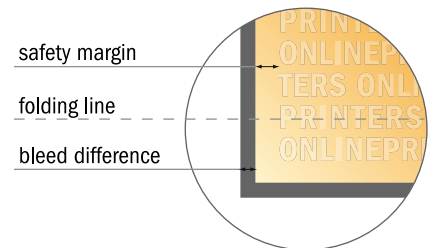


NOTE

Please remove the die line from the download template before generating your artwork files.
Please provide a second file (view file) to specify the position of the die line.

- Data format:
51.30 x 39.40 cm
- Trimmed size (open):
50.90 x 39.00 cm
- Trimmed size (closed):
21.50 x 31.00 cm

- **Safety margin**
Maintaining 4 mm space between the text/information and the edge of the trimmed format prevents undesirable cuts.



Please note:

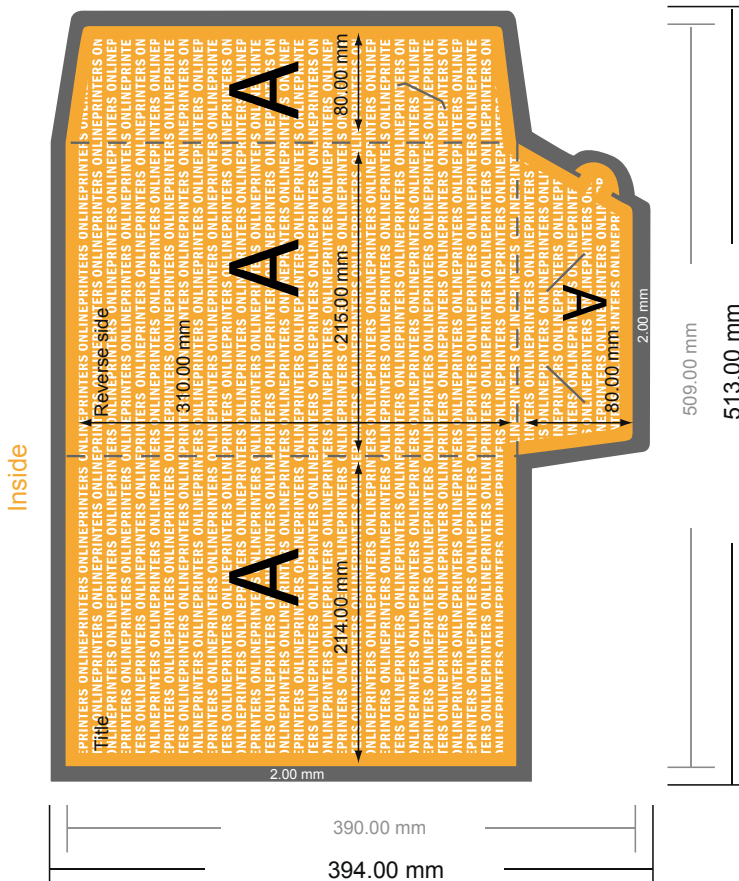
- Allow for trim allowance and safety margin according to instructions.
- Arrange background graphics, images or graphics up to the edge of the data format.
- Tolerances may occur during production due to cutting, punching and folding processes.
- This sketch is not drawn to scale.
- Printing data: Instructions and templates can be found under the menu item "Printing data" at www.onlineprinters.com.

Folders with business card slits

A4 • Portrait

#41

Format view rotated by 90 degrees.

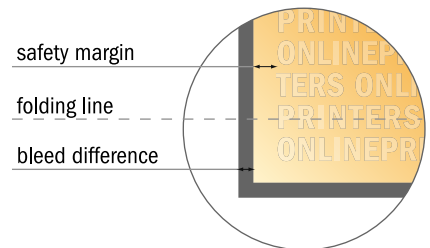


NOTE

Please remove the die line from the download template before generating your artwork files.
Please provide a second file (view file) to specify the position of the die line.

- Data format:
51.30 x 39.40 cm
- Trimmed size (open):
50.90 x 39.00 cm
- Trimmed size (closed):
21.50 x 31.00 cm

- **Safety margin**
Maintaining 4 mm space between the text/information and the edge of the trimmed format prevents undesirable cuts.



Please note:

- Allow for trim allowance and safety margin according to instructions.
- Arrange background graphics, images or graphics up to the edge of the data format.
- Tolerances may occur during production due to cutting, punching and folding processes.
- This sketch is not drawn to scale.
- Printing data: Instructions and templates can be found under the menu item "Printing data" at www.onlineprinters.com.