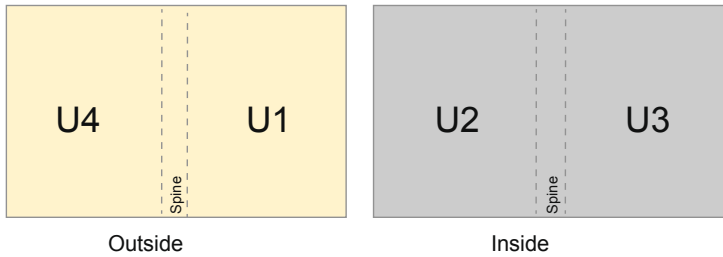


# Catalogues

## A6-Square

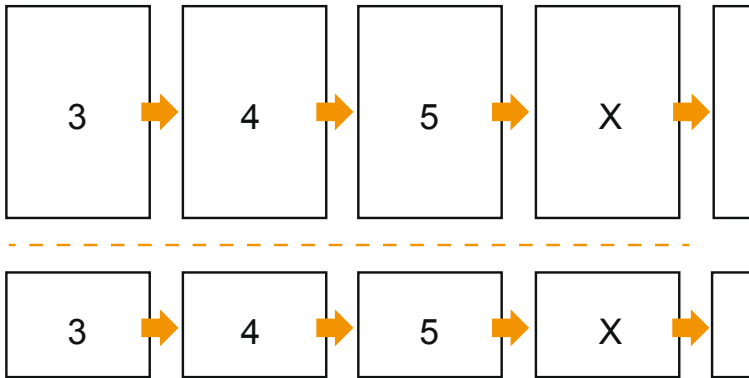
### Sequence of pages

cover

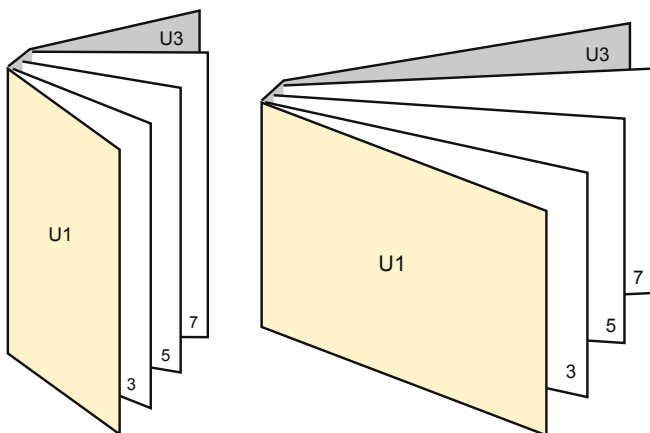


inner part

Create pages consecutively as individual pages.



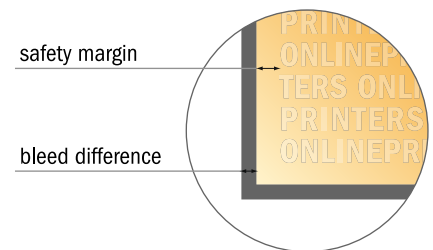
finished product



- Data format (incl. 2.00 mm bleed): 10.90 x 10.90 cm

- Trimmed size (closed): 10.50 x 10.50 cm

- **Safety margin**  
Maintaining 5 mm space between the text/information and the edge of the trimmed format prevents undesirable cuts.



### Please note:

- Allow for trim allowance and safety margin according to instructions.
- Arrange background graphics, images or graphics up to the edge of the data format.
- Tolerances may occur during production due to cutting, punching and folding processes.
- This sketch is not drawn to scale.
- Printing data: Instructions and templates can be found under the menu item "Printing data" at [www.onlineprinters.com](http://www.onlineprinters.com).